



# YMMS Tutorial

## Carolina Conference Pathfinder/Adventurer Add Members to Your Club

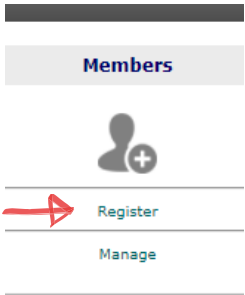

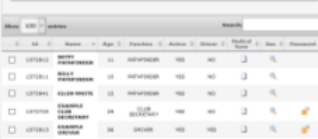


Required info before starting

Required info before starting

Required info before starting

Club Staff	Children	Parents
<ul style="list-style-type: none"> <li>✓ Staff's Date of Birth</li> <li>✓ Email Address</li> <li>✓ Background Check Eligibility Date for all Adults <a href="#">Click Here for Example</a></li> <li>✓ Approved <a href="#">Driver Questionnaire Form</a> if they will be a Volunteer Driver</li> </ul> <p>*Staff <b>MUST</b> complete <a href="#">Sterling Volunteers training and background check</a> <b>BEFORE</b> they are allowed to serve in your club/be registered in YMMS</p>	<ul style="list-style-type: none"> <li>✓ Info from club registration</li> </ul> <p><a href="#">Pathfinder Application Form</a></p> <p><a href="#">Adventurer Application Form</a></p>	<ul style="list-style-type: none"> <li>✓ Parent's Date of Birth</li> <li>✓ Email Address</li> <li>✓ If attending local club/conference sponsored events (including overnight): Sterling Volunteers training &amp; background check eligibility date is <b>REQUIRED</b>.</li> </ul> <p>*<a href="#">Click here</a> for Sterling Volunteers</p> <p>*<a href="#">Click here</a> for example on date needed for volunteer training &amp; background check</p>

Step 1	Step 2	Step 3
<p>Log into your account at <a href="http://nadyouth.com">nadyouth.com</a></p> <p>In the shortcut Menu go to Members and click on <b>Register</b></p> 	<p>Fill out <b>ALL</b> the information requested as detailed above</p> <p>Remember to CLICK <b>SAVE</b></p> 	<p>*Make sure your Club Member shows in the list below</p>  <p>*To view information you entered click on magnifying glass</p> <p>*To make changes click on this icon</p> 